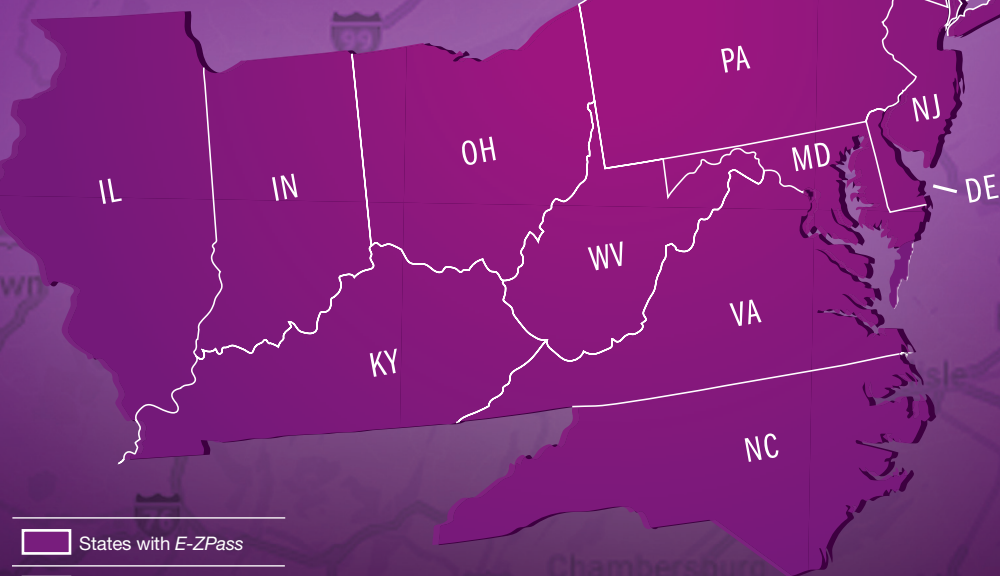




*E-ZPass* is accepted in 16 states —  
anywhere you see the *E-ZPass* logo.

|          |                |               |
|----------|----------------|---------------|
| Delaware | Massachusetts  | Ohio          |
| Illinois | New Hampshire  | Pennsylvania  |
| Indiana  | New Jersey     | Rhode Island  |
| Kentucky | New York       | Virginia      |
| Maine    | North Carolina | West Virginia |
| Maryland |                |               |



 States with *E-ZPass*

 States without Toll Roads

# *E-Z Money*

Now available all over the map.

When you use *E-ZPass* instead of cash,  
you'll save time and money at tollbooths  
in Pennsylvania. And any of the 15  
surrounding states that accept *E-ZPass*.



***E-Z Does It***

*E-ZPass* makes your travels simpler, smoother and faster. You'll never have to stop at a tollbooth; you'll never end up in the wrong lane behind the slowest car or fuss with change or a credit card that won't swipe. Instead, you'll pass all that frustration by while your account is automatically charged a reduced toll rate.

## E-Z To Buy

Getting an *E-ZPass* is a cinch, when it comes to getting one you have three options.

- Visit **[www.paturnpike.com/ezpass](http://www.paturnpike.com/ezpass)**.
- Call E-ZPass Customer Service Center at **877.736.6727**.
- Stop by a participating PA retailer. Find a location near you at **[www.paturnpike.com/ezpass](http://www.paturnpike.com/ezpass)** and click on Where to get *E-ZPass*.\*



- A commercial *E-ZPass* is also available. Call **877.736.6727** or visit **[www.paturnpike.com/ezpass](http://www.paturnpike.com/ezpass)**.

## E-Z To Mount

There's nothing complicated or time consuming about using *E-ZPass*.

- Mount the transponder on your windshield behind your rearview mirror and below any tinting using the mounting strips provided.
- Each time you pass through an *E-ZPass* lane, the transponder will be read electronically and your account will be debited.
- You can move your *E-ZPass* transponder between vehicles registered on your account or choose to have multiple transponders per account.\*\*

## E-Z To Afford

Once you have your *E-ZPass* transponder, you'll be on your way to savings.

- Set up an account with a payment of \$35 (per transponder) towards your toll balance when choosing auto replenishment – the most popular account option.
- Each toll is automatically debited from your \$35 balance.
- Your account is automatically replenished when the balance drops below \$10. The minimum replenishment amount is \$35.
- The only other cost is a \$3 service fee (per transponder) that will be charged when you sign up and annually thereafter.
- A manual-replenishment option is also available; additional fees apply. To learn more, visit **[www.paturnpike.com/ezpass](http://www.paturnpike.com/ezpass)**.
- A detailed account statement is available online anytime. Visit **[www.paturnpike.com/ezpass](http://www.paturnpike.com/ezpass)** or call **877.736.6727**.
- All account information is secure and confidential.

\*Retailers charge a one-time convenience fee, and account registration is required within 72 hours.

**\*\*Additional transponders and mounting strips can be obtained by calling the E-ZPass Customer Service Center at 877.736.6727 or by logging into your account at [www.paturnpike.com/ezpass](http://www.paturnpike.com/ezpass).**

## E-Z To Enroll

Regardless of where you get *E-ZPass*, you'll need some basic information to complete registration:

- Applicant (and co-applicant) name and mailing/ billing address.
- Driver's license number.
- Information on vehicles to be included on account — make, model, year, color and license plate number.
- Payment method for account opening and account replenishment – credit or debit card, bank account.

